


Flexible

KURV-Y LEDmix Fixture Guide

KKDC

Indoor/Outdoor | Recessed | Dynamic output up to 480lm/m (146lm/ft)

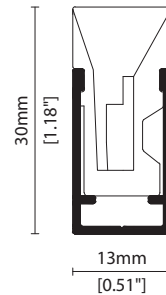


Key applications

- ✓ Architectural detail
- ✓ Bathrooms
- ✓ Building façades
- ✓ Cabinet/Furniture
- ✓ Hand rail
- ✓ Interior/Exterior
- ✓ Mirror back lighting
- ✓ Orientation lighting
- ✓ Special effect
- ✓ Under bench
- ✓ Window Reveal

Key features

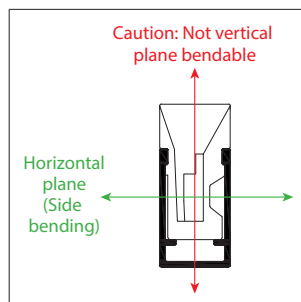
- ✓ Custom lengths
- ✓ Diffusion: Homogenous
- ✓ Direct view
- ✓ Dynamic white
- ✓ Extensive CCT range
- ✓ Flexible
- ✓ IP67
- ✓ Thin light line
- ✓ Trimless



MOUNTING METHODS



KKCP-18 Mounting clip



Warm dim (Dynamic white)

LEDmix 207

LEDmix 209

LEDmix **warm dim** (Dynamic white) is a pre-programmed dimming curve setting enabling two different colour temperatures (CCTs) to blend harmoniously to achieve a warming lighting effect when dimmed.

KKDC LEDmix strips allow two separate CCT selections to be specified within the same PCB strip.

Use the table opposite to help determine which 2 CCT selections you require according to your preferred cool to warm dimming range.

**Note: The blended CCT is approx. 'cool-end' result at 100% brightness based on using the KKDC LED CCT specification.*

CCT Selection 1	CCT Selection 2	
	Blended CCT*	PCB CCT
1900K~	2000K 2100K 2200K 2300K 2500K 2600K 2700K 3000K 3500K	2100K PCB 2300K PCB 2500K PCB 2700K PCB 3000K PCB 3200K PCB 3500K PCB 4000K PCB 5000K PCB
2100K~	2200K 2300K 2400K 2600K 2700K 2800K 3000K 3600K	2300K PCB 2500K PCB 2700K PCB 3000K PCB 3200K PCB 3500K PCB 4000K PCB 5000K PCB
2300K~	2400K 2500K 2700K 2800K 2900K 3100K 3700K	2500K PCB 2700K PCB 3000K PCB 3200K PCB 3500K PCB 4000K PCB 5000K PCB
2500K~	2600K 2800K 2800K 3000K 3200K 3800K	2700K PCB 3000K PCB 3200K PCB 3500K PCB 4000K PCB 5000K PCB
2700K~	2900K 3000K 3100K 3400K 3900K	3000K PCB 3200K PCB 3500K PCB 4000K PCB 5000K PCB
3000K~	3100K 3300K 3500K 4000K	3200K PCB 3500K PCB 4000K PCB 5000K PCB
3200K~	3300K 3600K 4100K	3500K PCB 4000K PCB 5000K PCB
3500K~	3700K 4300K	4000K PCB 5000K PCB
4000K~	5100K	5000K PCB

Tuneable white

Channel Mix Ratio %

min DIM1 Input Level max

— CH1 (Warmer)
— CH2 (Cooler)

LEDmix 207

CCT Selection 1 CCT Selection 2

LEDmix 209

CCT Selection 1 CCT Selection 2

LEDmix **tunable white** enables two different LED colour temperatures (CCTs) to be specified within the same LEDmix strip.

Each CCT selection can then be independently controlled (via your dimming control system) to adjust the warm & cool light output (CCT selections) and thus tailor a blended light colour of your choosing.

CCT Selection 1	CCT Selection 2
1900K~	2100K 2300K 2500K 2700K 3000K 3200K 3500K 4000K 5000K
2100K~	2300K 2500K 2700K 3000K 3200K 3500K 4000K 5000K
2300K~	2500K 2700K 3000K 3200K 3500K 4000K 5000K
2500K~	2700K 3000K 3200K 3500K 4000K 5000K
2700K~	3000K 3200K 3500K 4000K 5000K
3000K~	3200K 3500K 4000K 5000K
3200K~	3500K 4000K 5000K
3500K~	4000K 5000K
4000K~	5000K


Flexible

KURV-Y LEDmix

Specification sheet



Dimensions	H26.2/W13/L254 - 3004mm (H1.03/W0.51/L10-158.27in)
PCB Cut-point	83.3mm (3.28in)
LED Pitch	13.9mm - 72 LED/m (0.55in - 22LED/ft) between same colored LEDs
Chip	k-line
Cover/Optics	Diffused (120°)
CCT	k-line: 2300K/2700K/3000K/3200K/4000K
LED binning	k-line: 3-step MacAdam ellipse
CRI	≥ 90
Lifetime	50,000 hours @ 25°C (50,000 hours @ 77°F)
Operating temp	T _a = -25 to 45°C (T _c max = 68°C) T _a = -13 to 113°F (T _c max = 154°F)
IP Rating	IP67
Finish	White
Mounting	Surface Mounting via concealed clip
Min bend radius	125mm (4.92in)
Power feed	Male/female connectors
Control	0-10V/1-10V/DMX/DALI



LED Grading Key

Base Grade

k-line
3-step commercial range
Energy Star CCTs

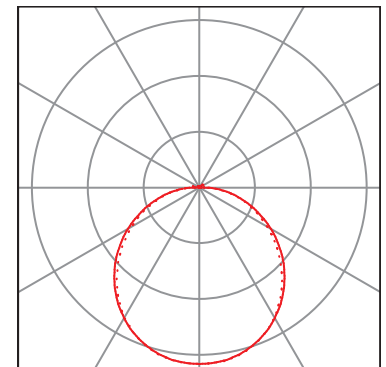
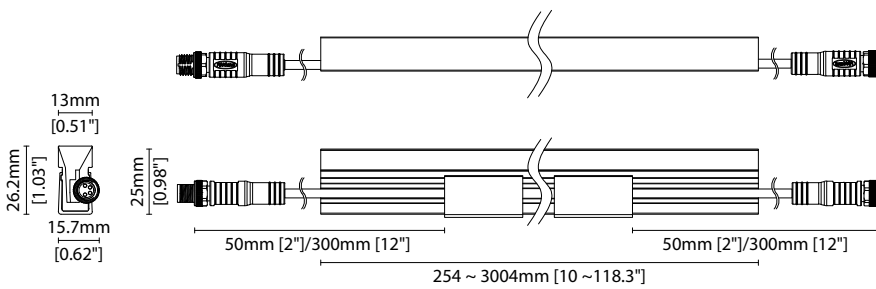
Power consumption	Supply voltage	Supply current
15.6W/m (4.75W/ft)	24V DC	0.65A/m (0.20A/ft)

Performance Data (3000K)

	R1	R2	R3	R4	R5	R6	R7	R8	R9	R10	R11	R12	R13	R14
k-line	97	98	96	94	97	94	89	83	70	97	95	88	99	99

Diffused Cover

		CRI	R9	Rf	Rg
k-line	480lm/m (146lm/ft) 31lm/W	94	70	-	-



Diffused
— C0 / C180 cd / 1000 lm - - - C90 / C270

Data derived from independent UKAS / IESNA LM-79-08 accredited testing of production samples.

Flexible

KURV-Y LEDmix

Code Table

KKDC

FIXTURE

Model	Cover ¹	Grade ²	LED	Colour (CCT)	Length Availability ³	IP	Cable Length	Power Feed ⁴	Input									
KURV-Y	KY	Diffused	c	k	P-FX LEDmix	909	2300K	23	m	254-3004mm 83.3mm increments	IP67	67	50mm/1.97"	0050	Single ø4.3mm sheath IP67 connector	S67A	DC 24V	g
							2700K	27					300mm/11.81"					
							3000K	30	i	10-118.3in 3.28in increments			Double ø4.3mm sheath IP67 connector	D67A				
							3200K	32										
							4000K	40					(Specify length code OR total run length)					

¹ Refer to **Cover/Lens Options** on **Options** pages

² Refer to **LED Grading Key** on **Specification sheet** page

³ Refer to **Length Availability List** or enter total run length instead of length code

⁴ Refer to **Power Feed Options** on **Options** pages

⁵ LEDmix requires two colour temperature choices

Code Example:

KY	-	c	-	k	-	909	-	2340	-	m	-	1004	-	67	-	0300	-	D67A	-	g
KURV-Y		Diffused				P-FX LEDmix		2300K+4000K		1003.7mm		IP67		300mm/11.81"		Double ø4.3mm sheath IP67 connector		DC 24V		

ACCESSORIES

Mounting Accessories

KKCP-18 Mounting clip

* Refer to **Mounting accessories** on **Accessories** pages

Connection Accessories

CN67-4P-KVM1 IP67 4 Pin RGB/LEDmix male lead connector
1000mm/39.37"

CN67-4P-KVF1 IP67 4 Pin RGB/LEDmix female lead
connector 1000mm/39.37"

* Refer to **Power feed** on **Accessories** pages

PSU/Driver

0-10V/1-10V/DALI/DMX

* Refer to **Driver/PSU Options** page for details or provide requirement and KKDC to offer the suitable option

Luminaire	LED	Lumen/m	Lumen/ft	W/m	W/ft	Spec Doc	Length	Increment
KURV-Y	R918	760	232	18	5.49	KURV-Y	254-4004mm (10-157.6in)	62.5mm (2.46in)
KURV-Y RGB	907	Red 45 Green 133 Blue 14 RGB 180	Red 14 Green 41 Blue 4 RGB 55	15.6	4.75	KURV-Y RGB	254-2004mm (10-78.9in)	83.3mm (3.28in)
KURV-Y LEDmix	909	480	146	15.6	4.75	KURV-Y LEDmix	254-3004mm (10-118.3in)	83.3mm (3.28in)

* Performance data: k-line, diffused, 2300K + 4000K

Flexible

KURV-Y LEDmix

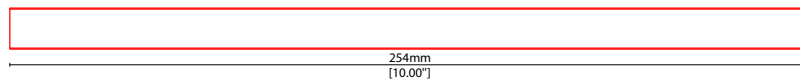
Length Availability List



Length Code		Fixture Length ¹		LED Strip ²		End Cap Dimension		Wattage (W)	Output (lm)
Metric	Imperial(US)	Metric	Imperial(US)	Metric	Imperial(US)	Metric	Imperial(US)		3000K (Test Data)
m0254	i0010	254mm	10.00in	250mm	9.84in	N/A	N/A	3.90	121
m0337	i0013	337mm	13.28in	333mm	13.12in	N/A	N/A	5.20	161
m0421	i0017	421mm	16.56in	417mm	16.40in	N/A	N/A	6.50	202
m0504	i0020	504mm	19.84in	500mm	19.69in	N/A	N/A	7.80	242
m0587	i0023	587mm	23.12in	583mm	22.97in	N/A	N/A	9.10	282
m0671	i0026	671mm	26.41in	667mm	26.25in	N/A	N/A	10.40	322
m0754	i0030	754mm	29.69in	750mm	29.53in	N/A	N/A	11.70	363
m0837	i0033	837mm	32.97in	833mm	32.81in	N/A	N/A	13.00	403
m0921	i0036	921mm	36.25in	917mm	36.09in	N/A	N/A	14.30	443
m1004	i0040	1004mm	39.53in	1000mm	39.37in	N/A	N/A	15.60	484
m1087	i0043	1087mm	42.81in	1083mm	42.65in	N/A	N/A	16.90	524
m1171	i0046	1171mm	46.09in	1167mm	45.93in	N/A	N/A	18.20	564
m1254	i0049	1254mm	49.37in	1250mm	49.22in	N/A	N/A	19.50	605
m1337	i0053	1337mm	52.65in	1333mm	52.50in	N/A	N/A	20.80	645
m1421	i0056	1421mm	55.94in	1417mm	55.78in	N/A	N/A	22.10	685
m1504	i0059	1504mm	59.22in	1500mm	59.06in	N/A	N/A	23.40	725
m1587	i0062	1587mm	62.50in	1583mm	62.34in	N/A	N/A	24.70	766
m1671	i0066	1671mm	65.78in	1667mm	65.62in	N/A	N/A	26.00	806
m1754	i0069	1754mm	69.06in	1750mm	68.90in	N/A	N/A	27.30	846
m1837	i0072	1837mm	72.34in	1833mm	72.18in	N/A	N/A	28.60	887
m1921	i0076	1921mm	75.62in	1917mm	75.46in	N/A	N/A	29.90	927
m2004	i0079	2004mm	78.90in	2000mm	78.75in	N/A	N/A	31.20	967
m2087	i0082	2087mm	82.18in	2083mm	82.03in	N/A	N/A	32.50	1008
m2171	i0085	2171mm	85.47in	2167mm	85.31in	N/A	N/A	33.80	1048
m2254	i0089	2254mm	88.75in	2250mm	88.59in	N/A	N/A	35.10	1088
m2338	i0092	2338mm	92.03in	2334mm	91.87in	N/A	N/A	36.40	1128
m2421	i0095	2421mm	95.31in	2417mm	95.15in	N/A	N/A	37.70	1169
m2504	i0099	2504mm	98.59in	2500mm	98.43in	N/A	N/A	39.00	1209
m2588	i0102	2588mm	101.87in	2584mm	101.71in	N/A	N/A	40.30	1249
m2671	i0105	2671mm	105.15in	2667mm	104.99in	N/A	N/A	41.60	1290
m2754	i0108	2754mm	108.43in	2750mm	108.28in	N/A	N/A	42.90	1330
m2838	i0112	2838mm	111.71in	2834mm	111.56in	N/A	N/A	44.20	1370
m2921	i0115	2921mm	115.00in	2917mm	114.84in	N/A	N/A	45.50	1411
m3004	i0118	3004mm	118.28in	3000mm	118.12in	N/A	N/A	46.80	1451

¹ Actual total overall length of light fixture (LED strip + end caps + void/wire hole)

² Actual length of PCB strip



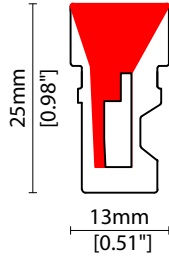


KURV-Y LEDmix Options



COVER/LENS OPTIONS

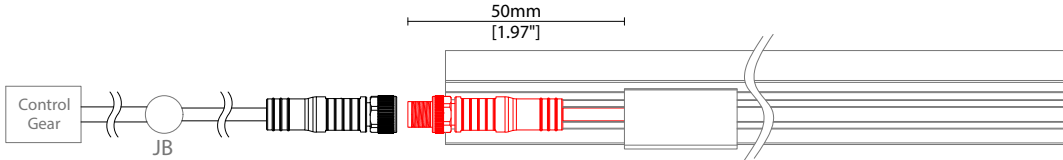
* Options are an integral part of the fixture ordering codes. Please refer to **Code Table** pages.



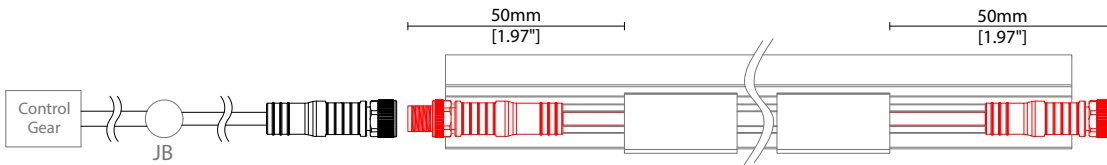
C Diffused Cover
W13/H25mm (W0.51/H0.98")

POWER FEED OPTIONS

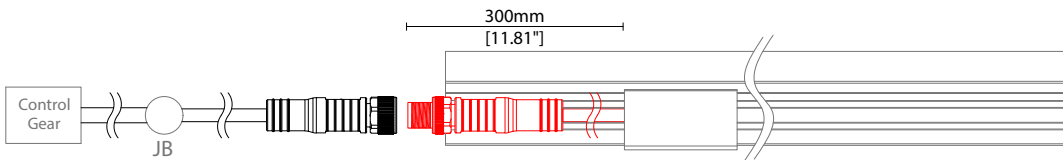
0050 S67A 50mm (1.97") Single \varnothing 4.3mm sheath IP67 male connector



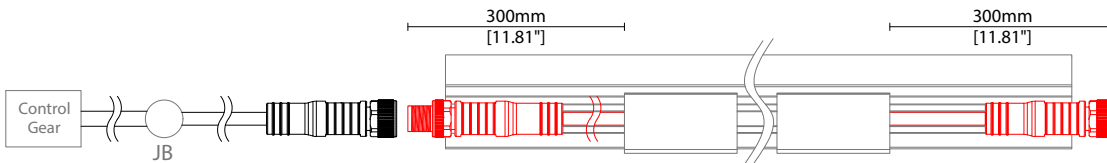
0050 D67A 50mm (1.97") Double \varnothing 4.3mm sheath IP67 connector



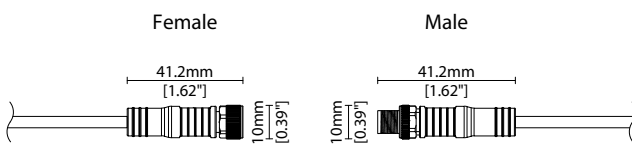
0300 S67A 300mm (11.81") Single \varnothing 4.3mm sheath IP67 male connector



0300 D67A 300mm (11.81") Double \varnothing 4.3mm sheath IP67 connector



IP67 4 Pin Connector



Key

Control Gear Power supply, sub-controllers & control systems

JB Junction box / cable connection

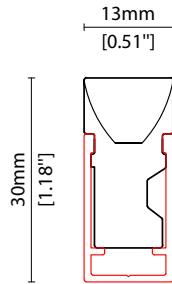
Flexible

KURV-Y LEDmix Accessories

KKDÖ

MOUNTING ACCESSORIES

Note: Accessories are to be ordered separately with corresponding code shown below.



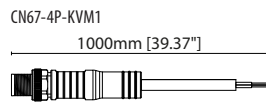
KKCP-18

Mounting clip
(allow of 3 per metre/40")
Note: number of clips may depend on design

Anodised aluminium finish

L30/W13/H30mm
(L1.18/W0.51/H1.18")

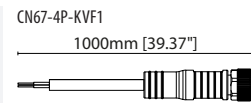
POWER FEED



IP67

CN67-4P-KVM1

IP67
4 Pin male lead connector
1000mm (39.37in)



IP67

CN67-4P-KVF1

IP67
4 Pin female lead connector
1000mm (39.37in)

EXTERIOR JUNCTION BOXES



KKJB-07

IP67 Slim J-Box
(including type A,B,C,D bushings)



KKJB-07R

Potting resin for IP67 Slim J-Box

Flexible

KURV-Y LEDmix Accessories

KKDÖ

KKDC CONTROL



IP20
Plastic housing
L170/W59/H29mm
(L6.69/W2.32/H1.14in)

KKDM-06 1-10V
visDIM dimmable sub-controller
(4 x 8A max @ 12-36V)



IP20
Plastic housing
L170/W53.4/H28mm
(L6.69/W2.10/H1.10in)

KKSC-05 DMX
visDIM dimmable sub-controller
(4 x 5A max @ 12-36V)



IP20
Plastic housing
L170/W59/H29mm
(L6.69/W2.32/H1.14in)

KKDL-02 DALI
visDIM dimmable sub-controller
(4 x 8A max @ 12-36V)



IP20
Plastic housing
L166/W53.4/H23mm
(L6.54/W2.10/H0.91in)

KKDL-03 DALI
visDIM dimmable sub-controller
(4 x 5A max @ 12-36V)

AVAILABLE PSU OPTIONS

Control Mode	PSU (Order Code)	Input Voltage AC	Output Voltage DC	Rated Output Current	Rated Power	Dim %	IP Rating
Switched	CEN-60-24	90-295V	24V	2.5A	60W	-	IP67
	HLG-60H-24	90-305V	24V	2.5A	60W	-	IP67
	HLG-100H-24	90-305V	24V	4.0A	100W	-	IP67
	HLG-150H-24	90-305V	24V	6.3A	150W	-	IP67
	HLG-240H-24	90-305V	24V	10A	240W	-	IP67
0-10V (1-10V)	PWM-40-24	90-305V	24V	1.67A	40W	100-0.15 (100-10)	IP67
	PWM-60-24	90-305V	24V	2.5A	60W	100-0.15 (100-10)	IP67
	PWM-90-24	90-305V	24V	3.67A	90W	100-0.15 (100-10)	IP67
	PWM-120-24	90-305V	24V	5.0A	120W	100-0.15 (100-10)	IP67
DALI	LIN100A1	120-277V	24V	1A per channel	100W	100-0.1	IP66/IP40
DMX RGB	LIN100A1	120-277V	24V	1.33A per channel	100W	100-0.1	IP66/IP40
DMX RGBW	LIN100A1	120-277A	24V	1A per channel	100W	100-0.1	IP66/IP40

Flicker Free Options - Combination of PSU+ sub-controller

Control Mode	PSU (Order Code)	Sub-controller (Order Code)	Input Voltage AC	Output Voltage DC	Rated Output Current	Rated Power	Dim %	IP Rating PSU/ Sub-controller
0-10V or 1-10V	CEN-60-24	KKDM-06	90-295V	24V	2.5A	60W	100-0.9	IP67/IP20
	HLG-60H-24	KKDM-06	90-295V	24V	2.5A	60W	100-0.9	IP67/IP20
	HLG-100H-24	KKDM-06	90-295V	24V	4.0A	100W	100-0.9	IP67/IP20
	HLG-150H-24	KKDM-06	90-295V	24V	6.3A	150W	100-0.9	IP67/IP20
	HLG-240H-24	KKDM-06	90-295V	24V	10.0A	240W	100-0.9	IP67/IP20
DALI	CEN-60-24	KKDL-02/03	90-295V	24V	2.5A	60W	100-0.1	IP67/IP20
	HLG-60H-24	KKDL-02/03	90-305V	24V	2.5A	60W	100-0.1	IP67/IP20
	HLG-100H-24	KKDL-02/03	90-305V	24V	4.0A	100W	100-0.1	IP67/IP20
	HLG-150H-24	KKDL-02/03	90-305V	24V	6.3A	150W	100-0.1	IP67/IP20
	HLG-240H-24	KKDL-02/03	90-305V	24V	10.0A	240W	100-0.1	IP67/IP20
DMX RGB	CEN-60-24	KKSC-05	90-295V	24V	2.5A	60W	100-0.9	IP67/IP20
	HLG-60H-24	KKSC-05	90-305V	24V	2.5A	60W	100-0.9	IP67/IP20
	HLG-100H-24	KKSC-05	90-305V	24V	4A	100W	100-0.9	IP67/IP20
	HLG-150H-24	KKSC-05	90-305V	24V	6.3A	150W	100-0.9	IP67/IP20
	HLG-240H-24	KKSC-05	90-305V	24V	10.0A	240W	100-0.9	IP67/IP20

¹ The items shown above cover the most frequently used specification but does not exhaust the possible options

² PSU and/or driver can be chosen from the table, or KKDC may recommend the best option upon receipt of the controls requirement and installation environment

³ Electrical shop drawing will include detailed information of PSU and relevant control drivers

⁴ Cut sheets are available on the controls section of www.kkdc.lighting or upon request